

# Inclinometer Casing





## Inclinometer Casing

The ABS inclinometer casing is specially designed for driving the slope indicator into soil.

This device allows the control of all sliding movements of dams, embankments and all retaining structures.

Once the casing is lowered into a properly drilled borehole, measurements can begin.

The best measurement results are obtained by filling the annular space (i.e. the space between the external casing wall and the borehole wall) with cement grout or gravel pack.

This will allow perfect tightseal to the surrounding soil. The upper end of the casing must be fully protected to allow several subsequent measurements.

## Tubo Inclinometrico

Il tubo inclinometrico in ABS ha la specifica funzione di tubo "guida" per l'inclinometro a sonda, uno strumento che permette di controllare i movimenti franosi di dighe in terra, di rilevati, di strutture di contenimento in genere.

Per l'esecuzione delle misure è necessaria la precollocazione del tubo guida a perdere in un foro appositamente eseguito.

Per eseguire una perfetta misurazione dei movimenti franosi è necessario riempire l'intercapedine tubo - foro terreno con miscele cementizie o sabbie vibrato: in tal modo il tubo è reso perfettamente solidale col terreno. L'estremità superiore del tubo deve essere protetta per permettere eventuali ulteriori misurazioni.

## Tube Inclinometrique

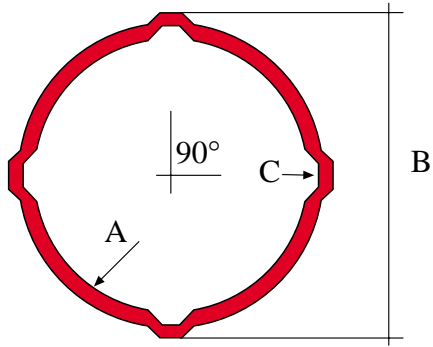
Le tube inclinométrique en ABS a la fonction spécifique de tube "guide" pour l'inclinomètre à sonde. Ce dispositif permet de contrôler les mouvements ébouleux de barrages en terre, de reliefs, de structures de consolidation en général.

Au fin d'exécuter une parfaite mesurage des mouvements ébouleux il faut remplir l'interstice tube - trou du terrain avec des mélanges de béton ou sables vibrées: dans cette façon le tube est parfaitement solidaire avec le sol. L'extrémité supérieure du tube doit être protégée pour permettre d'effectuer avec le dispositif plusieurs mesurages successives.

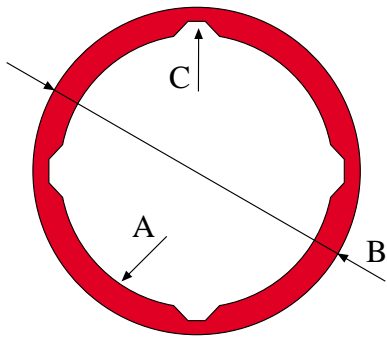
### MATERIAL SPECIFICATION ABS

PROPERTY	TEST METHOD	UNIT	VALUE
Density at 23°C	D 792	g/cm <sup>3</sup> - Mg/m <sup>3</sup>	1.04
Head distortion Temperature Annealed (18,5 Kg./cm <sup>2</sup> - 18,81 MPa 6.35 mm)	D 648	°C	98
Vicat 1Kg Softening Point	D1525/B	°C	106
Coefficient of Linear Thermal Expansion	D696	mm/mm °C	9.0 x 10 <sup>-5</sup>
IZOD Impact Strength Notched 3 mm bar + 23°C	D256	Kg cm/cm	30
Flexural Modulus 23°C	D790	Kg/cm <sup>2</sup>	20.000






TYPE	A (mm.)	B (mm.)	C (mm.)	SOCKET Ø (mm.)
2"	47	60	54	65
3"	74	87	80	94

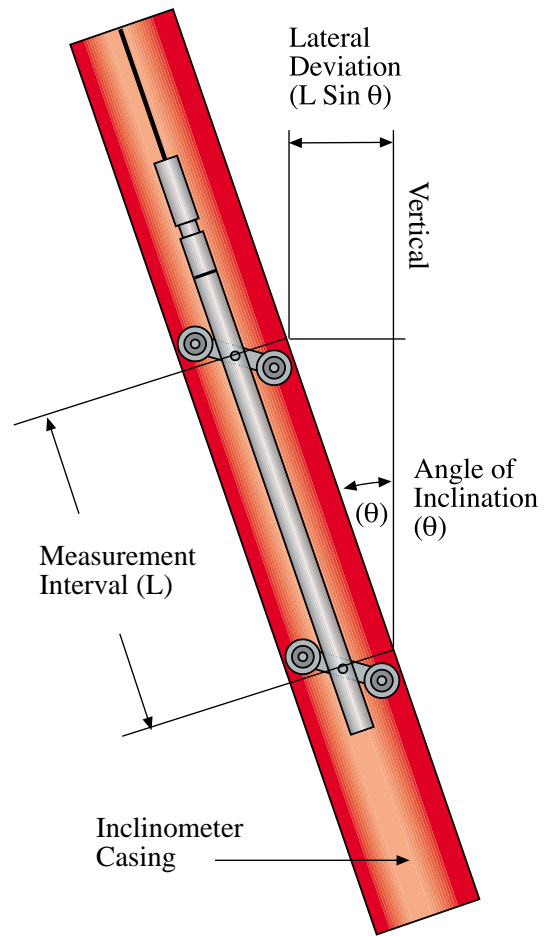
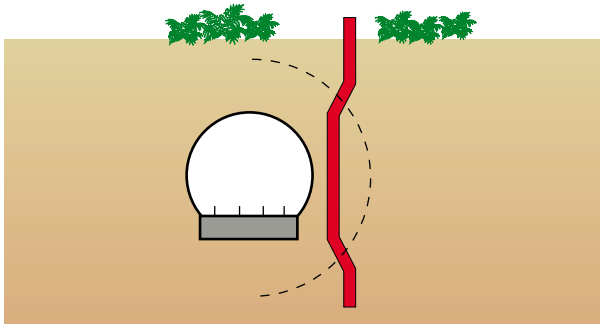
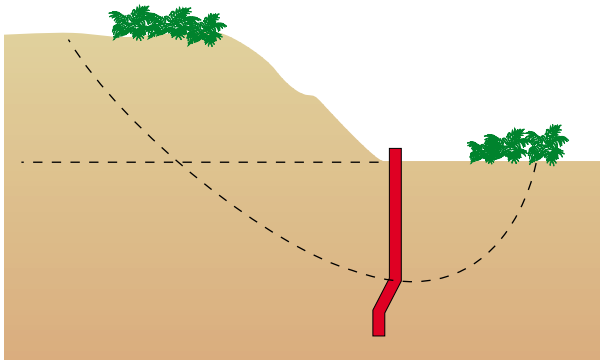
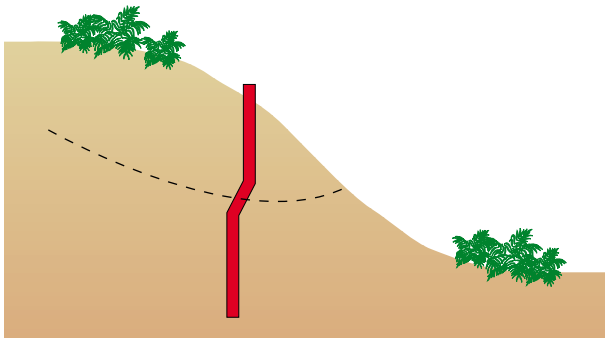


TYPE	A (mm.)	B (mm.)	C (mm.)	SOCKET Ø (mm.)
70	60	70	65	76
70S	57	70	62	70





# Inclinometer Casing







# Inclinometer Casing

